

Delhi

Major Achievements

<http://delhigovt.nic.in/newdelhi/achievements.asp>

<http://www.sheiladikshit.net/achievements.php>

Compiled

(manzoor@ndf.vsnl.net.in)

Institute of Objective Studies

162, Jogabai Main Road,

Jamia Nagar, New Delhi – 110025

Major Achievements

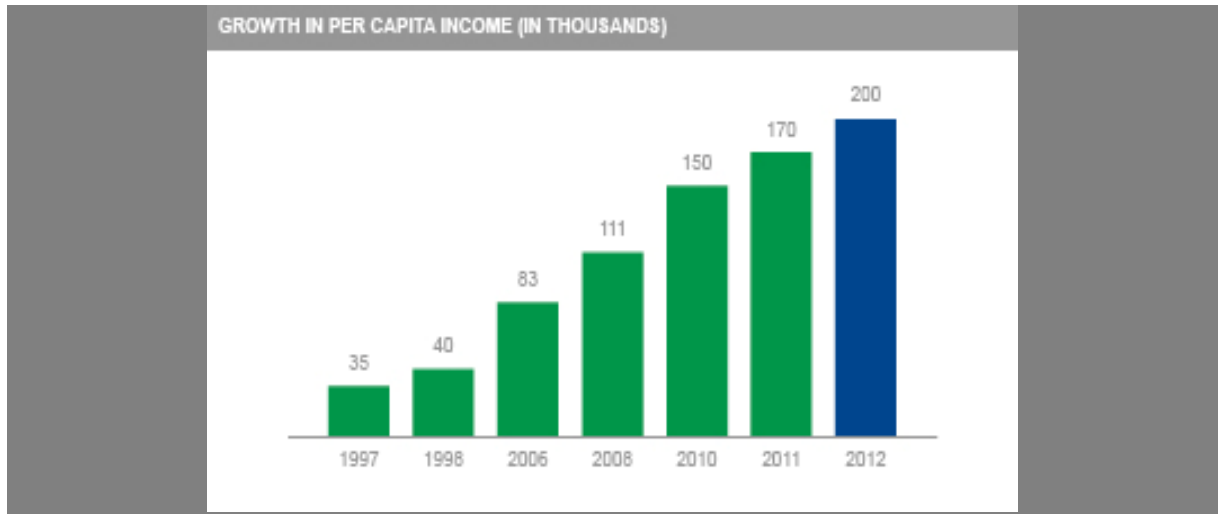
- **Fundamental Reforms in Power Sector.**
- **Metro Rail in Delhi.**
- **Public transport system changed to CNG.**
- **Construction of 44 flyovers-cum-grade separators under progress. 16 flyovers completed and opened to traffic.**
- **New hospitals and expansion of bed capacity of existing hospitals.**
- **1200 citizen groups - RWAs, MTAs and Industrial Associations in 'Bhagidari' with Government.**
- **'Stree Shakti' campaign launched for the empowerment of women.**
- **Stree Kosh (Gender Resource) Centres established at Shahbad Daulatpur.**
- **Construction of Under Ground Reservoirs (UGR) and Booster Pumping Stations.**
- **Water production and supply increased from 577.5 MGD to 655 MGD.**
- **Major project of bringing 270 cusec of water to Sonia Vihar Water Treatment Plant under advanced stage of completion.**
- **62 sq. Kms. perceptible increases in forest cover in Delhi.**
- **Successful campaigns with community participation: Anti Fire Crackers, Clean Yamuna, Khelo Holi Naturally and Say No to Plastic Bags.**
- **Distinct improvement recorded in the ambient air quality of Delhi.**

Delhi Growth Rate:

BJP – 1993-1998: 4.8%

Cong – 1998- 2013: 11.3%

Economy:



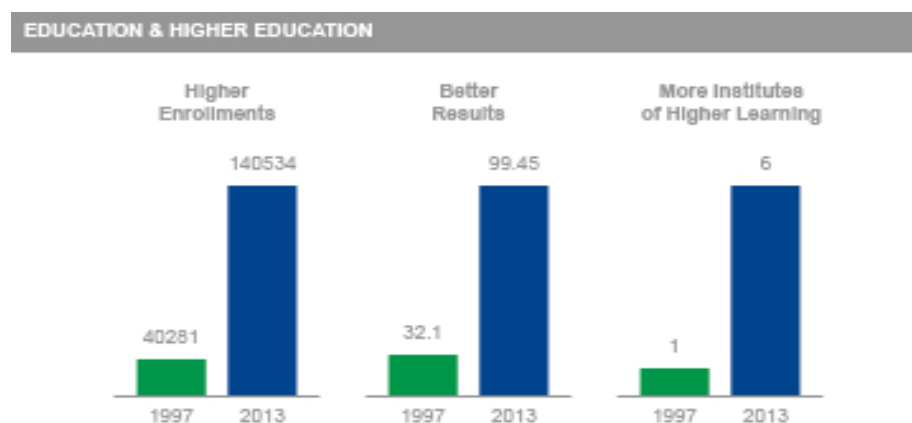
- Highest average growth rate of 10.33% per annum in last 5 year period
- Per capita income has grown from Rs 35,000 to Rs 2 lakhs, highest in India
- Tax collection has increased 935% in the past 15 years
- Delhi is a revenue surplus state
- Delhi receives a central grant of 6% from the Central Govt; the lowest grant in the country, both in percentage terms as well as in absolute number

Education:

Focus on Performance

Budget spend increased from Rs 899 Cr in 1998 to Rs 5900 Cr in 2013

Impact



- Higher Enrolments
- Better Results
- More Institutes of Higher Learning (50,000 additional higher education seats created as a result)
- Of the top 200 CBSE Govt. School students ACROSS INDIA, 124 are from Delhi!
- Delhi schools have the best results in CBSE Class XII across India

Transport and Infrastructure:

The city saw a massive transformation, built on the pillars of Upgraded Infrastructure, Modernised Public Transport & Clean Transport

Upgraded Infrastructure

- 66 New Flyovers from 9
- 67 Foot Over Bridges and 29 new subways
- 4.5 Km elevated roads, and 16.9 Km under construction
- 674 Roads taken from civic agencies for widening
- 32,000 Km Road network
- 5 lakh streetlights (from 2)

Savings Cost Savings: Rs 8,400 crores p.a.

Time (30 % pop, 15 mts pd) - 56,875 yrs

Modernised Public Transport

- 25 lakh people commute everyday on the Delhi Metro that covers 187 km with 100 km under construction.
- 45 lakhs per day on DTC
- Of the 6000 buses, a large number are low floor, state of the art, air conditioned with automatic gears
- Ground infrastructure has received a major overhaul with 3 spanking new bus terminals!

Accidents Major: - 145 to 73, Minor: - 506 to 191

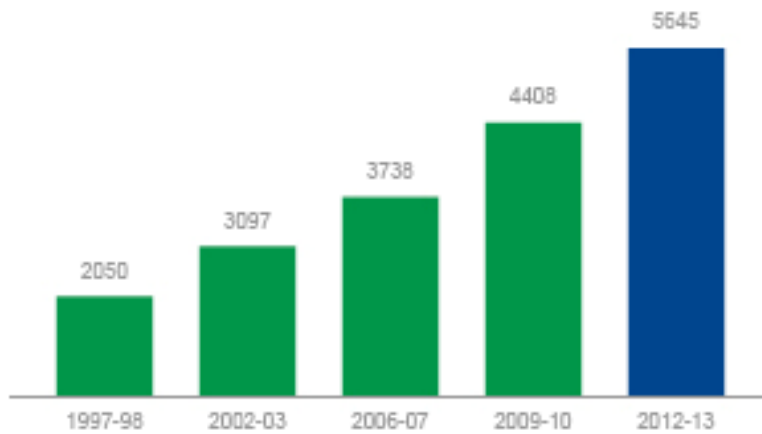
Health:

With a tenfold increase in Govt. spending on health over the past 15 years, Delhi is the highest per capita spender on health in the country

Power:

Creating Capacities

INCREASE IN POWER SUPPLY



- Peak supply has grown from 2050 MW in 1997 to 5645 MW in 2013
- Installed capacity has been doubled from 1054 MW to 2235 MW

Enhancing Efficiencies

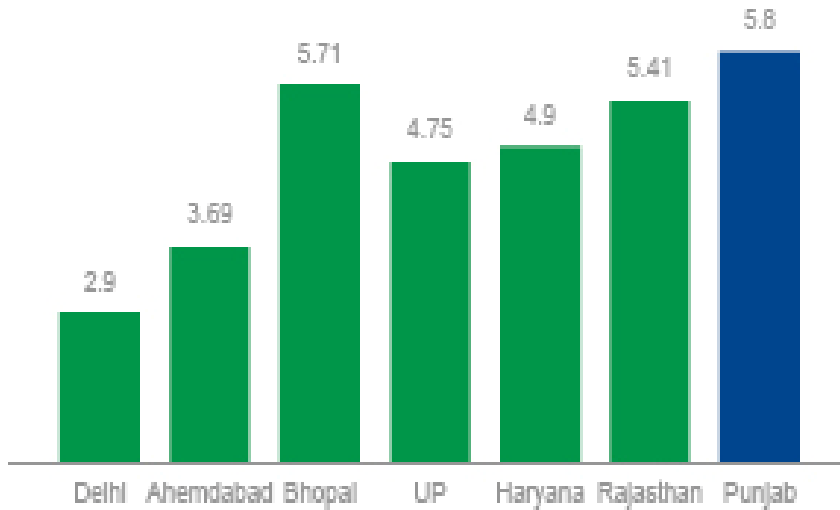
TRANSFORMER FAILURES



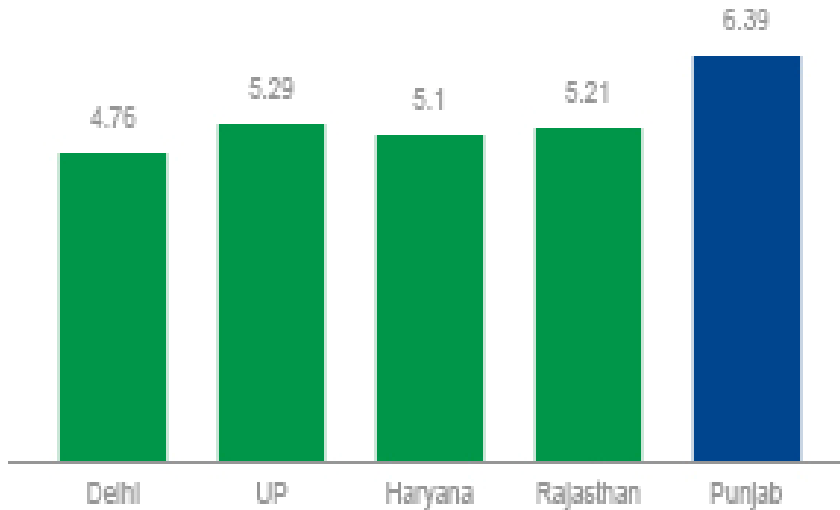
- Electricity losses that were at 49% in 1997 have been brought down to 15% today
- 1689 Transformer failures were reported in 1997. In 2012, there were 20 failures.
- Consumer base grew from 22 lakh subscribers to 45 lakh subscribers

The Price of Power

THE PRICE OF POWER—CPU (LESS THAN 200 UNITS)



THE PRICE OF POWER—CPU (LESS THAN 350 UNITS)



98.8% of Delhi's electricity is purchased from Government companies.

Per Unit:

Cost of Purchase	Rs 1.5	Rs 6.5
Purchase Rate	Rs 2.65	Rs 5.19

in 10 yrs.

What Citizens pay in MP							
Unit	71	167	409	430	547	561	1640
Bhopal	425	1123	2678	2732	4022	4112	12061
Delhi	284	608	2288	2020	3347	3455	10866
What Citizens pay in Gujarat							
Unit	182	184	314	430	717		
Ahmedabad	973	1010	1750	2732	4366		
Delhi	705	711	1150	2449	3886		
What Citizens pay in Hyderabad							
Units (1 Month Billing)	25	127	693				
Hyderabad	Rs.307/-	Rs.1106/-	Rs.5115/-				
Delhi	Rs.130/-	Rs.450/-	Rs.4580/-				
What Citizens pay in Mumbai							
Units (1 Month Billing)	94	191	308				
Mumbai	Rs.420/-	Rs.1120/-	Rs.2010/-				
Delhi	Rs.340/-	Rs.660/-	Rs.1470/-				
What Citizens pay in Indore							
Units (1 Month Billing)	163	239	371				
Indore	Rs.1009/-	Rs.1505/-	Rs.2830/-				
Delhi	Rs.570/-	Rs.1220/-	Rs.1980/-				
What Citizens pay in Gurgaon							
Units (1 Month Billing)	95	120	139	360			
Gurgaon	Rs.415/-	Rs.504/-	Rs.1612/-	Rs.2076/-			
Delhi	Rs.420/-	Rs.500/-	Rs.490/-	Rs.1760/-			

Water and Sanitation:

WATER SUPPLY VS POPULATION RATIO

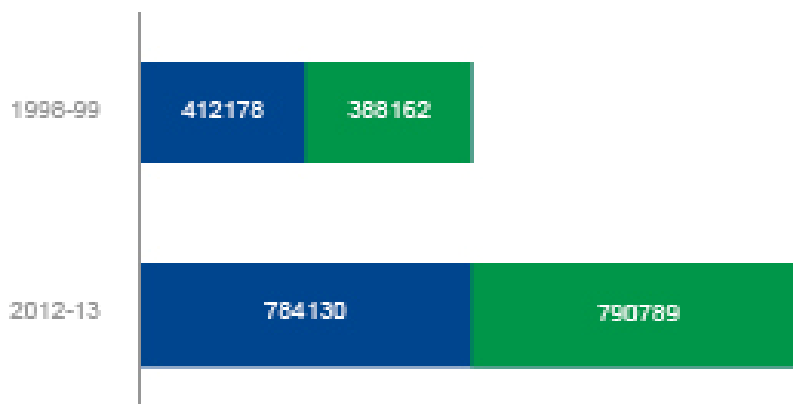


- Total waterline network is 14500 Km Vs 8000 Km in 1998
- 82% of population has access to tap water in Delhi
- Water connections have grown from 12 lakhs in 1998 to 19.65 lakhs in 2013
- Sewage treatment capacity increased by 77%. 59 Km Interceptor sewer project kicked off and will be operational by July 2014

Social Security:

Improving lives of the vulnerable and under privileged.

SOCIAL SECURITY



Children

- Laadli Scheme - An education linked financial assistance for the girl child. 6,00,000 girls already registered with over 50,000 girls having received the maturity amount- Impact of this is a higher ratio of enrolment of girls
- Kishori Scheme - Sanitary napkins made available to 7 lakh girl students absolutely free of cost
- Chacha Nehru Sehat Yojana - 9 lakh children covered under this health insurance program for all Govt. school going children
- Drop Out rate at 2% (lowest in India)

Women

- Gender Resource Centers - 134 GRCs linked to 6 lakh women, work through health clinics, vocational training, awareness camps, nutrition camps, etc.
- Annashree Yojana - Rs 600 per month transferred to the senior most female member of the family - India's 1st Direct Cash Transfer - over 1.2 lakh families. Addresses cost differential between market rate and PDS rate

Other Initiatives

- Pension of Rs 1500 per month for Senior Citizens, Widows, Handicapped, Trans Gender, HIV/AIDs - highest in India
- At 45 locations around Delhi, hot and nutritious meals provided for Rs 16 under the Jan Aahar scheme. Aap Ki Rasoi provides free food by NGOs (soup kitchens)

Safety for Women:

While Law & Order is not under the Delhi Govt. the CM has initiated several measures to help create safer conditions for women:-

- Exclusive Helpline No.181 for women in distress anywhere, any time in Delhi launched. 90% of the cases dealt with and relief given to women
- 4 Homes for "Women in distress" functional
- Setting up of Special Courts for Trial of offences against children. Five Fast Track Courts also set up for speedy trial of cases of sexual abuse
- 100 Awaz Uthao collectives formed in vulnerable areas of Delhi under Safe City programme for women/girls. Focus on community involvement in support of women in distress

Other Safety Measures:

City of the Future:-

- Create a framework for citizens to influence city policy using Bhagidari 2
- Overhaul public utilities, make them fully accountable
- Collaborate with domestic and international partners to turn Delhi into a human resource hub - from more seats in Higher Education to Skill Development centers
- Double Delhi's GDP in 5 years by transforming it into a service and knowledge based economy
- Create employment opportunities and raise average income levels
- Unified chain of command for running the state
- Ashraya Homes